

CARE DESIGN



# ACCESSORIES

CARE BEDS





Wall bumper – horizontal



Wall bumper – horizontal and vertical



Wall spacer adjustable



Wall spacer static



Integrated bed extender



Retro-fit mattress base extender



Mattress wedge for integrated bed extender




3 part side rail



Bed lamp for mounting sleeve  
Model "Halolux E-LED"  
Power supply via bed control – no external socket required



Bed lamp for mounting sleeve  
Model "Halolux LED"



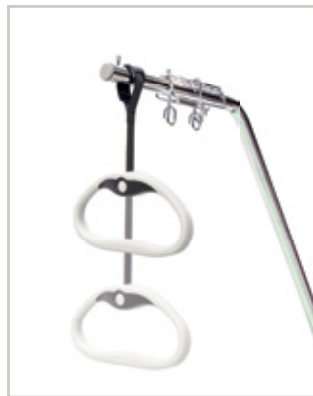
Under bed lighting with motion sensor



Flexible hand control holder



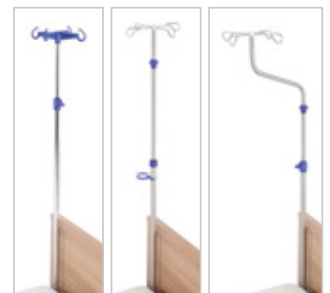
Standard handle



Handle with automatic winder



Intravenous drip clasp for trapeze bars



Model	Bottle holder
straight	plastic/stainless steel
curved	plastic/stainless steel



Side rail heightening



(1) Side rail padding for full side rail  
(2) Side rail padding for sectional side rail



Bed padding for sectional side rail



Urine bottle and basket



Bedding drawer



VGS - vertically-adjustable split side rail (telescopic)



Bed-Exit System (wireless)



Additional power supply



Bed tray for full side rail



Battery box



CPR back rest



Bed transport trolley



Rescue blanket