

CLINIC DESIGN

A woman is lying in a hospital bed, holding a white remote control. The remote has several buttons with directional arrows and the letters 'R' and 'L'. The background is a blurred hospital room.

ACCESSORIES

CLINICAL BEDS



Malsch

clinic design




Standard handle



Handle with automatic winder



Intravenous drip clasp for trapeze bars



Model	Bottle holder
straight	plastic/stainless steel
curved	plastic/stainless steel



Mattress wedge for integrated bed extension



5th castor



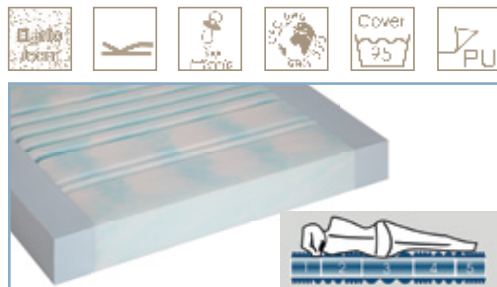
Additional medical rail



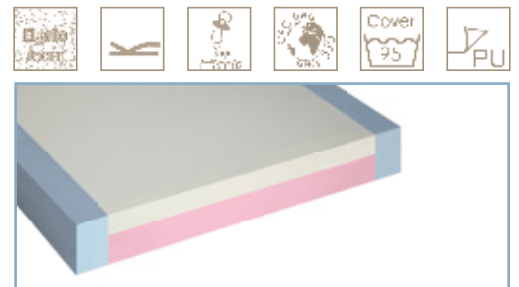
Urine bottle and basket



Rescue blanket




Mediline 5 zone mattress with edge reinforcement



Viscoline 2 layer mattress with edge reinforcement



Oxygen bottle holder



Flexible hand controller holder



Second patient hand control (cross) with clip



Bed transport trolley



Bedding storage



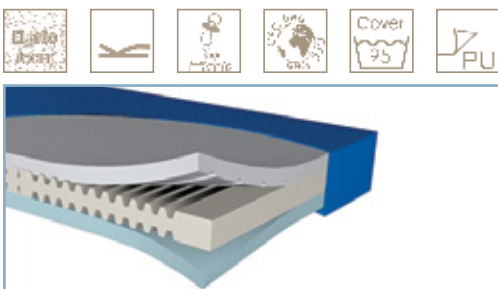
Under-bed lighting




Name sign holder



Restraint holder



Hyper Foam anti-decubitus mattress



VGS - vertically-adjustable split side rail (telescopic)



Bed-Exit System (wireless)

"WXT" SERVER (including static tray)

Static tray 18 cm x 40 cm



Magazine rack optional available



"WX" SERVER

Tray width: 60 cm

Sub frame width: 72 cm

Tray depth: 40 cm

Sub frame depth: 42 cm

Height adjustment: 72 cm – 111 cm

Special features

- ▶ Moving frame made from precision tubing, powder coated
- ▶ 4 furniture castors Ø 5 cm, of which 2 are lockable
- ▶ Aluminium column with cushioned raising / lowering mechanism
- ▶ Laminate tray with lip on both sides, variable, both sides can be tilted

"WK I" BEDSIDE CABINET

Width: 43 cm

Depth: 47 cm

Height: 77 cm (optional: 55 cm height without open storage department)

Arrangement:

- 1 drawer – lockable as an option
- 1 deep drawer with bolder holder
- optional: revolving door, with shelf
- 1 open storage compartment
- 4 furniture castors Ø 7.5 cm, of which 2 are lockable

"WK III" BEDSIDE CABINET

Width: 59 cm

Depth: 51 cm

Height: 77 cm

Tray height adjustment: 78 cm - 115 cm

Arrangement can be used on both sides:

- 1 drawer with push-through limiter
- 1 side folding bed tray 60 cm x 40 cm
- 1 open storage tray
- 1 deep drawer with bolder holder
- optional: revolving door, with shelf
- 4 furniture castors Ø 7.5 cm, of which 2 are lockable

Special features

- ▶ Aluminium column with cushioned raising / lowering mechanism
- ▶ Laminate tray with lip on both sides, variable, both sides can be tilted
- ▶ 2 mounts for telephone or bed lamp
- ▶ medical rail for accessories or as mounting rail
- ▶ decorative strip for fall protection